

Carquinez Strait Fish & Preservation Project



ALL POSITIVES POSSIBLE
Restoring Lives Restoring Communities



All Positives Possible

Survey Sites



ALL POSITIVES POSSIBLE
Restoring Lives Restoring Communities



Methods

Data Collection

- *Opportunistic sampling*
 - 6 survey sites
 - 4 shoreline sites
 - 2 sites on structures

Thematic Analysis

- Coded forms in Excel
- Repeatedly reviewed responses
 - Found trends
 - Asked questions
 - Sorted answers by region

Table 1: Survey form

1	Do you fish? (Yes/No)
2	If yes, how often?
3	If no, why not?
4	<i>Where do you usually fish?</i>
5	<i>What kind of fish have you caught?</i>
6	<i>Do you eat the fish you catch? (Yes/No)</i>
7	<i>If yes, how often?</i>
8	What is your preferred type of fish to eat?
9	How do you usually prepare it? (Fried, Baked, Broiled, Boiled, Steamed, Stewed, All the Above, Other)



ALL POSITIVES POSSIBLE
Restoring Lives Restoring Communities



Regions

Napa

Delta

Bay



ALL POSITIVES POSSIBLE
Restoring Lives Restoring Communities



A photograph of several people fishing on a concrete pier. In the foreground, a person wearing a white hoodie and a black jacket with 'LIONA!' on the sleeve is focused on their fishing line. To their left, another person in a black jacket and beanie is also fishing. In the background, a third person is visible, wearing a black hoodie with 'ZADABAR' on the back. The pier has a metal railing, and a red bucket and a plastic bottle are on the ground. The background shows a body of water and a hillside with houses under a clear blue sky.


Results



ALL POSITIVES POSSIBLE
Restoring Lives Restoring Communities

All Positives Possible

Bay Results



ALL POSITIVES POSSIBLE
Restoring Lives Restoring Communities



Bay Results

Monthly Consumption Rates

Respondents


- Bay – 14
- Bay⁺ – 33

Range

- 1 – 8x/mo

Outliers

- Bay – daily
- Bay⁺ – 12x/mo

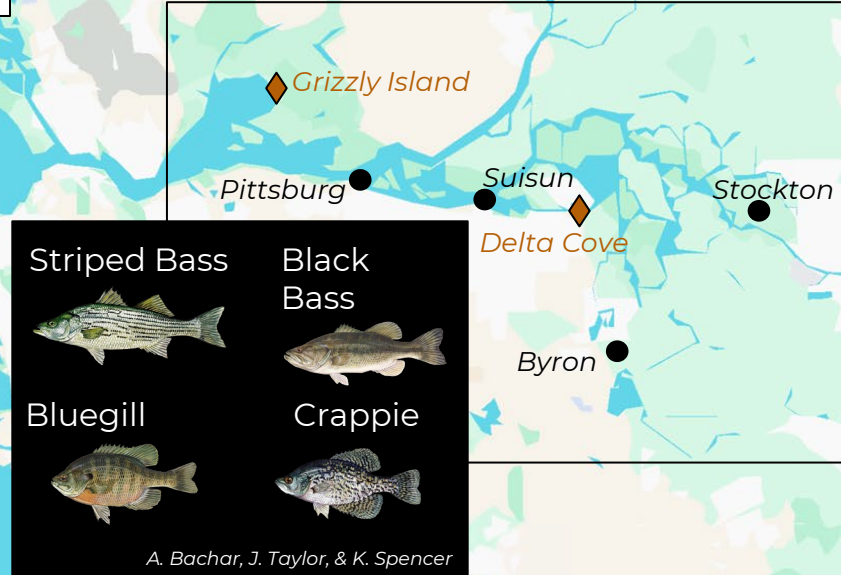


ALL POSITIVES POSSIBLE
Restoring Lives Restoring Communities



All Positives Possible

Delta Results



ALL POSITIVES POSSIBLE
Restoring Lives Restoring Communities



Delta Results

Monthly Consumption Rates

Respondents


- Delta – 4
- Delta⁺ – 20

Range

- 2 – 8x/mo

Outliers

- 12x/mo
- 16x/mo



ALL POSITIVES POSSIBLE
Restoring Lives Restoring Communities



All Positives Possible

Napa Results



Catfish



Crappie



Black Bass



Striped bass



Trout



Bluegill



A. Bachar, J. Taylor, & K. Spencer



ALL POSITIVES POSSIBLE
Restoring Lives Restoring Communities



Napa Results

Monthly Consumption Rates

Respondents


- Napa – 6
- Napa⁺ – 14

Range

- 1 – 8x/mo

Outliers

- 12x/mo
- 16x/mo



ALL POSITIVES POSSIBLE
Restoring Lives Restoring Communities



All Positives Possible

Summary



ALL POSITIVES POSSIBLE
Restoring Lives Restoring Communities



S. Bezalel

Key Points

- Surveys
 - 6 sites
 - 4 shoreline sites
 - 1 man-made sites
 - additional sites in responses
 - 87 total surveys
- Fishing
 - Most people fished across regions
- Catches
 - Striped bass captured across sites
 - Salinity influenced other catches
- Consumption
 - 1 - 8x/mo
 - Variety of cooking methods



ALL POSITIVES POSSIBLE
Restoring Lives Restoring Communities



All Positives Possible

Community Concerns

- Elevating Black perspectives
- Harassment while fishing
- Fish tissue contaminants
- Correct advisories at sites



ALL POSITIVES POSSIBLE
Restoring Lives Restoring Communities



S. Bezalel

Acknowledgements

Thank you to -

US EPA for funding the project.

All Positives Possible for leading the project.

Cairo, D. Little, J. Cutta, Julian, Junior, Osie T., and others for conducting surveys and collecting fish despite time and weather.

The **San Francisco Estuary Institute** for managing contractors to analyze fish for contaminants, and help us share results with technical and non-technical audiences.

Community-based organizations for providing meeting venues and supporting tours.

Community members for answering survey questions and attending events.

Photos by All Positives Possible, S. Bezalel, and others.

Fish portraits by A. Bachar, J. Taylor, and K. Spencer.



ALL POSITIVES POSSIBLE
Restoring Lives Restoring Communities



All Positives Possible

S. Bezalel

Questions

All Positives Possible

Address
2133 Ohio Ave
Richmond, CA 94804



ALL POSITIVES POSSIBLE
Restoring Lives Restoring Communities



Bay Responses

How often do you eat the fish you catch?

- “When I catch it, **I eat it**” (4-5x/mo)
- “**My family eats** the fish I catch” (~2x/mo)
- “Majority of times **we eat our catch or give it away**” (5x/mo)
- “Fish is my favorite food, eat it everyday...only like **striped bass and sometimes salmon**”
- “**More than** those **fish advisory** list, **not** real **recommended** in my opinion” (2x/mo)



ALL POSITIVES POSSIBLE
Restoring Lives Restoring Communities



Quotes

How often do you eat the fish you catch?

Delta Respondents

- “**I eat** what we catch” (4x/mo)
- “Whenever I catch them, I don’t buy from the market. **I eat fish weekly.**” (8x/mo)
- “**I and my family** do **eat it** and **share it** with co-workers and friends too.” (not specified)



ALL POSITIVES POSSIBLE
Restoring Lives Restoring Communities



Quotes

How often do you eat the fish you catch?

Napa Respondents

- “All the time” (4x/mo)
- “When I catch it” (5x/mo)
- “I don’t eat fish but I like catching and sharing.” (4-8x/mo)



ALL POSITIVES POSSIBLE
Restoring Lives Restoring Communities

